


**SUPERCAR CHALLENGE  
SPA RACING FESTIVAL  
FREE PRACTICE 1**

**Sector Analysis**

Personal Best Session Best B Crossing the finish line in pit lane

Lap	D	Time	Sector 1	Sector 2	Sector 3	T. Spd	Elapsed	Lap	D	Time	Sector 1	Sector 2	Sector 3	T. Spd	Elapsed		
<b>103</b>	<b>Volvo Reede Racing by DayTec</b> 1. Henry ZUMBRINK							Volvo S60 V8 SGT	2	1	3:03.808 <b>B</b>	49.771	1:19.919	54.118	180.6	6:32.028	
	1	4:38.705	2:28.878	1:23.551	46.276	142.5	4:38.705	3	1	15:09.848	...	1:08.499	38.852	221.8	21:41.876		
	2	2:43.364	46.779	1:16.278	40.307	194.6	7:22.069	4	1	2:27.047	41.440	1:08.259	37.348	265.4	24:08.923		
	3	2:33.590	42.233	1:12.795	38.562	210.9	9:55.659	5	1	2:33.511 <b>B</b>	41.874	<b>1:06.541</b>	45.096	259.6	26:42.434		
	4	2:30.568	40.841	1:08.937	40.790	237.9	12:26.227	6	1	4:55.239	3:07.440	1:08.552	39.247	261.5	31:37.673		
	5	2:28.085	42.607	1:08.303	37.175	240.5	14:54.312	7	1	2:29.519	44.828	1:07.189	37.502	262.8	34:07.192		
	6	2:41.830 <b>B</b>	42.125	1:08.160	51.545	238.4	17:36.142	8	1	2:24.337	40.574	1:07.065	36.698	262.1	36:31.529		
	7	10:09.623	8:23.627	1:08.407	37.589	225.9	27:45.765	9	1	2:32.192 <b>B</b>	<b>40.238</b>	1:06.741	45.213	265.4	39:03.721		
	8	<b>2:25.231</b>	40.890	<b>1:07.328</b>	<b>37.013</b>	250.6	30:10.996	10	1	4:44.198	2:53.587	1:12.925	37.686	244.9	43:47.919		
	9	2:28.887	<b>40.515</b>	1:10.664	37.708	255.3	32:39.883	11	1	2:25.286	41.020	1:07.000	37.266	264.1	46:13.205		
	10	2:57.734 <b>B</b>	40.844	1:08.856	1:08.034	247.1	35:37.617	12	1	2:24.456	41.460	1:06.751	36.245	259.0	48:37.661		
								13	1	2:35.631 <b>B</b>	41.491	1:08.832	45.308	264.1	51:13.292		
								14	1	4:12.076	2:27.668	1:07.276	37.132	264.1	55:25.368		
								15	1	2:26.769	41.237	1:08.900	36.632	260.9	57:52.137		
								16	1	<b>2:24.135</b>	40.740	1:07.160	<b>36.235</b>	262.1	1:00:16.272		
<b>106</b>	<b>Day-V-Tec</b> 1. Kelvin SNOEKS							Volvo S60 V8 SGT	<b>120</b>	<b>HorsePower Racing</b> 1. Paul BAILEY 2. Andy SCHULZ							Aston Martin SGT
	1	3:23.489	1:28.127	1:15.769	39.593	185.2	3:23.489	1	1	3:35.115	1:37.117	1:15.745	42.253	190.1	3:35.115		
	2	2:55.532 <b>B</b>	46.110	1:17.239	52.183	235.3	6:19.021	2	1	2:35.508	42.412	1:13.707	39.389	242.2	6:10.623		
	3	8:16.483	6:25.626	1:12.609	38.248	200.7	14:35.504	3	1	2:31.644	42.031	1:11.097	38.516	247.1	8:42.267		
	4	2:27.730	41.251	1:08.805	37.674	251.2	17:03.234	4	1	2:29.868	41.767	1:10.072	38.029	257.1	11:12.135		
	5	2:26.530	40.609	1:08.686	37.235	264.1	19:29.764	5	1	2:29.466	41.672	1:09.710	38.084	251.2	13:41.601		
	6	<b>2:25.753</b>	40.349	<b>1:08.297</b>	<b>37.107</b>	268.7	21:55.517	6	1	2:40.458 <b>B</b>	41.932	1:10.119	48.407	258.4	16:22.059		
	7	2:30.048	41.026	1:10.525	38.497	263.4	24:25.565	7	1	4:31.817	2:43.037	1:10.642	38.138	237.4	20:53.876		
	8	2:37.350 <b>B</b>	40.660	1:09.959	46.731	262.8	27:02.915	8	1	2:31.586	42.615	1:10.989	37.982	241.6	23:25.462		
	9	8:40.181	6:51.823	1:10.038	38.320	244.9	35:43.096	9	1	2:30.419	41.452	1:10.572	38.395	262.1	25:55.881		
	10	2:29.105	40.735	1:11.058	37.312	235.3	38:12.201	10	1	2:30.669	42.124	1:10.283	38.262	254.1	28:26.550		
	11	2:26.342	40.514	1:08.449	37.379	271.4	40:38.543	11	1	3:28.398	41.140	2:09.436	37.822	260.9	31:54.948		
	12	2:26.291	<b>40.129</b>	1:08.381	37.781	268.7	43:04.834	12	1	2:30.898	41.022	1:11.919	37.957	267.3	34:25.846		
	13	2:38.635 <b>B</b>	40.159	1:14.126	44.350	271.4	45:43.469	13	1	2:41.091 <b>B</b>	41.623	1:10.368	49.100	266.0	37:06.937		
	14	11:29.580	9:40.083	1:10.814	38.683	216.0	57:13.049	14	1	4:27.864	2:41.913	1:08.980	36.971	246.0	41:34.801		
	15	3:05.472 <b>B</b>	41.241	1:24.670	59.561	241.6	1:00:18.521	15	1	<b>2:25.473</b>	40.681	<b>1:07.883</b>	<b>36.909</b>	264.7	44:00.274		
								16	1	2:31.984 <b>B</b>	<b>40.674</b>	1:08.145	43.165	233.3	46:32.258		
<b>114</b>	<b>Racingteam Venray</b> 1. Barry MAESSEN							Vicora V8 SGT	<b>131</b>	<b>Storm-Tag Point Racing</b> 1. Jan STORM 2. Niels BOUWHUIS							BMW Z4 GT3 SGT
	1	3:00.725	47.543	1:26.386	46.796	127.5	3:00.725	1	1	7:09.556	5:07.904	1:19.522	42.130	176.8	7:09.556		
	2	2:31.981	42.591	1:10.055	39.335	222.7	5:32.706	2	1	2:36.863	44.712	1:12.239	39.912	228.8	9:46.419		
	3	2:28.593	41.545	<b>1:09.112</b>	37.936	225.0	8:01.299	3	1	2:39.455	44.696	1:12.814	41.945	240.5	12:25.874		
	4	2:28.645	41.524	1:09.209	37.912	235.8	10:29.944	4	1	2:38.649	44.548	1:13.966	40.135	210.1	15:04.523		
	5	2:45.422 <b>B</b>	41.436	1:12.986	51.000	200.7	13:15.366	5	1	2:33.004	43.067	1:10.690	39.247	253.5	17:37.527		
	6	7:07.694	5:13.225	1:14.711	39.758	219.5	20:23.060	6	1	2:34.809	42.826	1:12.856	39.127	242.7	20:12.336		
	7	2:30.190	41.376	1:10.204	38.610	237.9	22:53.250	7	1	2:47.061 <b>B</b>	42.611	1:12.885	51.565	251.7	22:59.397		
	8	2:28.765	40.988	1:09.916	37.861	257.1	25:22.015	8	1	7:21.009	5:32.417	1:10.122	38.470	204.9	30:20.406		
	9	2:29.343	41.092	1:10.386	37.865	242.7	27:51.358	9	1	2:32.749	42.971	1:09.805	39.973	254.1	32:53.155		
	10	2:41.051 <b>B</b>	41.154	1:10.742	49.155	200.0	30:32.409	10	1	2:38.485	45.745	1:12.053	40.687	233.3	35:31.640		
	11	6:12.344	4:21.078	1:13.153	38.113	234.3	36:44.753	11	1	2:30.988	42.723	1:09.810	38.455	251.2	38:02.628		
	12	2:28.846	40.892	1:10.082	37.872	224.1	39:13.599	12	1	2:30.350	42.083	1:09.864	38.403	255.9	40:32.978		
	13	2:29.269	40.958	1:10.235	38.076	253.5	41:42.868	13	1	3:30.520 <b>B</b>	42.305	1:57.277	50.938	249.4	44:03.498		
	14	<b>2:28.317</b>	<b>40.702</b>	1:09.904	<b>37.711</b>	247.7	44:11.185	14	1	6:58.184	5:10.433	1:09.448	38.303	228.8	51:01.682		
	15	2:49.276 <b>B</b>	42.716	1:12.568	53.992	225.0	47:00.461	15	1	2:26.953	41.506	1:07.585	37.862	256.5	53:28.635		
	16	9:01.302	6:55.276	1:20.188	45.838	181.8	56:01.763	16	1	2:25.516	<b>41.116</b>	1:06.733	37.667	257.1	55:54.151		
	17	2:48.790	46.745	1:18.511	43.534	189.8	58:50.553	17	1	<b>2:24.221</b>	41.196	<b>1:05.662</b>	<b>37.363</b>	255.9	58:18.372		
	18	2:56.074 <b>B</b>	42.932	1:16.608	56.534	208.1	1:01:46.627	18	1	2:47.517 <b>B</b>	46.247	1:08.044	53.226	223.1	1:01:05.889		
<b>117</b>	<b>Team Raceart</b> 1. Roger GROUWELS 2. Robert DE GRAAFF							Dodge Viper GT3-R SGT									
	1	3:28.220	1:19.404	1:22.512	46.304	141.9	3:28.220										




**SUPERCAR CHALLENGE  
SPA RACING FESTIVAL  
FREE PRACTICE 1**

**Sector Analysis**

■ Personal Best ■ Session Best B Crossing the finish line in pit lane

Lap	D	Time	Sector 1	Sector 2	Sector 3	T. Spd	Elapsed	Lap	D	Time	Sector 1	Sector 2	Sector 3	T. Spd	Elapsed
<b>138</b> Balfe Motorsport 1. Shaun BALFE Ferrari 458 GT3 SGT								5 1 2:42.927 B 43.498 1:09.112 50.317 244.3 18:26.654							
1 1 3:52.016 1:39.816 1:26.796 45.404 131.9 3:52.016								6 1 4:37.133 2:47.680 1:10.656 38.797 222.2 23:03.787							
2 1 2:42.262 44.359 1:13.265 44.638 223.6 6:34.278								7 1 2:31.832 44.842 1:09.002 37.988 238.4 25:35.619							
3 1 2:31.137 42.087 1:11.211 37.839 236.8 9:05.415								8 1 2:30.450 43.643 1:08.276 38.531 244.3 28:06.069							
4 1 2:26.830 41.617 1:07.834 37.379 256.5 11:32.245								9 1 2:30.032 43.144 1:08.731 38.157 245.5 30:36.101							
5 1 2:26.747 41.436 1:07.665 37.646 260.9 13:58.992								10 1 3:01.332 B 48.314 1:19.050 53.968 206.5 33:37.433							
6 1 2:52.890 B 43.838 1:13.394 55.658 217.3 16:51.882								11 1 7:10.108 5:21.394 1:09.869 38.845 212.2 40:47.541							
7 1 13:57.786 ... 1:19.330 39.840 166.7 30:49.668								12 1 2:29.982 42.645 1:09.712 37.625 225.5 43:17.523							
8 1 2:28.188 42.358 1:08.334 37.496 249.4 33:17.856								13 1 2:30.042 42.601 1:09.299 38.142 250.6 45:47.565							
9 1 2:26.551 41.444 1:06.974 38.133 262.1 35:44.407								14 1 2:42.773 B 43.353 1:09.330 50.090 249.4 48:30.338							
10 1 2:51.258 B 41.229 1:15.086 54.943 213.0 38:35.665															
11 1 7:51.897 6:03.199 1:11.110 37.588 198.5 46:27.562															
12 1 2:24.334 40.992 1:06.343 36.999 262.1 48:51.896															
13 1 2:41.793 B 40.941 1:05.784 55.068 262.8 51:33.689															
14 1 7:12.807 5:19.698 1:10.837 42.272 216.9 58:46.496															
15 1 2:24.288 40.733 1:06.499 37.056 263.4 1:01:10.784															
<b>258</b> Curbstone FMA Racing 1. Patrick VAN GLABEKE 2. Frédérique JONCKHEERE Ferrari 458 GT3 GT								1 1 2:59.803 45.001 1:27.637 47.165 138.1 2:59.803							
1 1 3:36.364 1:22.283 1:26.632 47.449 147.1 3:36.364								2 1 2:37.656 43.927 1:14.785 38.944 192.5 5:37.459							
2 1 3:16.626 B 51.516 1:20.541 1:04.569 180.6 6:52.990								3 1 2:31.284 42.436 1:10.446 38.402 257.8 8:08.743							
3 1 9:21.534 7:22.506 1:16.619 42.409 205.7 16:14.524								4 1 2:36.000 43.279 1:13.495 39.226 257.8 10:44.743							
4 1 2:40.664 43.893 1:15.104 41.667 203.8 18:55.188								5 1 2:42.610 B 42.783 1:11.183 48.644 254.7 13:27.353							
5 1 3:00.371 B 44.130 1:15.022 1:01.219 213.4 21:55.559								6 1 3:56.113 2:05.057 1:11.276 39.780 252.3 17:23.466							
								7 1 2:33.888 44.100 1:11.469 38.319 252.3 19:57.354							
								8 1 2:31.060 42.799 1:09.906 38.355 257.1 22:28.414							
								9 1 2:30.831 42.226 1:10.335 38.270 256.5 24:59.245							
								10 1 2:29.668 42.408 1:09.366 37.894 250.0 27:28.913							
								11 1 2:29.093 42.017 1:09.426 37.650 259.6 29:58.006							
								12 1 2:34.689 46.105 1:10.210 38.374 250.0 32:32.695							
								13 1 2:32.626 42.300 1:12.070 38.256 243.8 35:05.321							
								14 1 2:30.645 42.232 1:10.231 38.182 213.0 37:35.966							
								15 1 2:40.598 B 42.572 1:10.033 47.993 255.9 40:16.564							
								16 1 4:13.598 2:23.629 1:11.306 38.663 193.9 44:30.162							
								17 1 2:29.260 41.377 1:08.337 39.546 251.7 46:59.422							
								18 1 2:29.374 41.388 1:07.827 40.159 259.6 49:28.796							
								19 1 2:26.753 41.307 1:08.063 37.383 251.2 51:55.549							
								20 1 2:26.973 40.903 1:08.077 37.993 248.8 54:22.522							
								21 1 2:26.680 41.806 1:07.777 37.097 259.0 56:49.202							
								22 1 2:24.974 41.014 1:06.854 37.106 262.1 59:14.176							
								23 1 2:25.467 41.007 1:07.012 37.448 262.1 1:01:39.643							
<b>190</b> Team Holbæk Pedersen 1. Dennis PEDERSEN Aquila CR1 SGT															
1 1 3:36.364 1:22.283 1:26.632 47.449 147.1 3:36.364															
2 1 3:16.626 B 51.516 1:20.541 1:04.569 180.6 6:52.990															
3 1 9:21.534 7:22.506 1:16.619 42.409 205.7 16:14.524															
4 1 2:40.664 43.893 1:15.104 41.667 203.8 18:55.188															
5 1 3:00.371 B 44.130 1:15.022 1:01.219 213.4 21:55.559															
<b>193</b> Nova Race GT3 1. Philippe STEVENY 2. Stéphane BAILLY Nissan GT-R GT3 SGT															
1 1 3:49.363 B 1:39.354 1:18.270 51.739 152.8 3:49.363															
2 1 5:42.124 3:50.951 1:12.246 38.927 211.8 9:31.487															
3 1 2:35.147 43.041 1:13.122 38.984 212.2 12:06.634															
4 1 2:32.063 43.421 1:10.033 38.609 236.3 14:38.697															
5 1 2:29.073 41.745 1:09.426 37.902 248.3 17:07.770															
6 1 2:29.129 41.935 1:09.271 37.923 245.5 19:36.899															
7 1 2:28.963 41.798 1:09.449 37.716 240.0 22:05.862															
8 1 2:44.782 B 42.463 1:14.024 48.295 213.9 24:50.644															
9 1 6:52.344 5:01.038 1:12.043 39.263 249.4 31:42.988															
10 1 2:30.961 42.220 1:11.064 37.677 225.5 34:13.949															
11 1 2:29.312 41.998 1:09.914 37.400 254.1 36:43.261															
12 1 2:27.051 41.521 1:08.251 37.279 251.2 39:10.312															
13 1 2:28.222 41.345 1:09.562 37.315 251.2 41:38.534															
14 1 2:39.808 B 42.082 1:12.267 45.459 240.5 44:18.342															
15 1 5:48.581 3:58.699 1:12.284 37.598 231.8 50:06.923															
16 1 2:25.892 41.287 1:07.233 37.372 259.6 52:32.815															
17 1 2:25.326 41.221 1:06.999 37.106 260.9 54:58.141															
18 1 2:27.617 40.891 1:07.074 39.652 259.6 57:25.758															
19 1 2:25.850 41.616 1:07.277 36.957 261.5 59:51.608															
20 1 2:37.982 B 41.011 1:09.538 47.433 250.6 1:02:29.590															
<b>303</b> Van Berlo Racing 1. Marcel VAN BERLO Porsche 997 Cup GTB								1 1 3:15.044 54.712 1:31.282 49.050 139.0 3:15.044							
1 1 3:03.168 1:00.511 1:22.072 40.585 181.2 3:03.168								2 1 2:50.279 48.130 1:19.976 42.173 175.6 6:05.323							
2 1 2:32.162 44.089 1:09.991 38.082 237.9 5:35.330								3 1 2:40.678 44.607 1:15.332 40.739 238.4 8:46.001							
3 1 2:40.751 B 42.811 1:08.510 49.430 232.3 8:16.081								4 1 2:45.612 B 43.779 1:13.176 48.657 193.9 11:31.613							
4 1 7:27.646 5:39.045 1:10.062 38.539 242.7 15:43.727								5 1 4:20.764 2:26.841 1:13.815 40.108 228.8 15:52.377							
								6 1 2:37.033 43.957 1:12.767 40.309 233.3 18:29.410							
								7 1 2:36.727 43.084 1:12.294 41.349 251.2 21:06.137							
								8 1 2:36.400 43.676 1:12.507 40.217 242.7 23:42.537							
								9 1 2:36.447 43.519 1:12.486 40.442 247.7 26:18.984							
								10 1 2:36.933 43.618 1:13.518 39.797 234.3 28:55.917							
								11 1 2:41.582 43.443 1:14.216 43.923 226.9 31:37.499							
								12 1 2:41.605 46.840 1:14.853 39.912 215.1 34:19.104							
								13 1 2:40.205 44.040 1:13.460 42.705 233.8 36:59.309							
								14 1 2:47.165 B 44.481 1:12.784 49.900 228.8 39:46.474							
								15 1 4:09.514 2:13.278 1:14.542 41.694 234.3 43:55.988							
								16 1 2:38.336 43.670 1:14.721 39.945 218.6 46:34.324							
								17 1 2:36.711 44.256 1:12.821 39.634 241.1 49:11.035							
								18 1 2:35.831 43.442 1:12.567 39.822 254.1 51:46.866							



**SUPERCAR CHALLENGE  
SPA RACING FESTIVAL  
FREE PRACTICE 1**

**Sector Analysis**

Lap	D	Time	Sector 1	Sector 2	Sector 3	T. Spd	Elapsed	Lap	D	Time	Sector 1	Sector 2	Sector 3	T. Spd	Elapsed
19	1	2:35.537	43.364	1:12.408	39.765	254.1	54:22.403	8	1	2:38.928	45.479	1:12.749	40.700	236.8	53:31.268
20	1	2:36.138	43.939	1:12.365	39.834	255.9	56:58.541	9	1	2:45.127 B	43.553	1:13.292	48.282	232.3	56:16.395
21	1	2:36.295	43.683	1:13.059	39.553	253.5	59:34.836	10	1	4:11.392	2:15.164	1:13.820	42.408	225.9	1:00:27.787
22	1	2:41.241	43.283	1:13.484	44.474	248.8	1:02:16.077								

**306** Day-V-Tec  
1. Max KOEBOLT  
Corvette GT4  
GTB

1	1	3:53.349	1:41.644	1:25.377	46.328	159.1	3:53.349
2	1	2:45.424	45.896	1:17.192	42.336	210.5	6:38.773
3	1	2:50.117	49.079	1:17.403	43.635	184.0	9:28.890
4	1	2:38.896	44.473	1:13.940	40.483	191.8	12:07.786
5	1	2:47.787 B	45.334	1:14.161	48.292	216.0	14:55.573
6	1	4:22.886	2:30.363	1:12.592	39.931	231.8	19:18.459
7	1	2:35.768	44.148	1:11.696	39.924	237.9	21:54.227
8	1	2:45.287 B	44.852	1:12.216	48.219	247.1	24:39.514
9	1	6:01.691	4:10.605	1:11.486	39.600	227.8	30:41.205
10	1	2:35.498	44.400	1:11.667	39.431	221.3	33:16.703
11	1	2:34.473	43.700	1:11.450	39.323	239.5	35:51.176
12	1	2:35.821	43.966	1:11.295	40.560	242.7	38:26.997
13	1	2:33.574	43.303	1:10.956	39.315	250.6	41:00.571
14	1	2:38.713	43.636	1:15.311	39.766	241.1	43:39.284
15	1	2:44.381 B	43.503	1:11.663	49.215	246.6	46:23.665
16	1	9:52.685	7:59.901	1:12.553	40.231	235.8	56:16.350
17	1	2:49.463 B	43.462	1:12.314	53.687	249.4	59:05.813

**309** Topper Team  
1. Dirk SCHULZ  
Porsche 997 GT3  
GTB

1	1	6:27.963	3:29.923	2:10.833	47.207	124.0	6:27.963
2	1	2:56.760	50.564	1:20.766	45.430	194.6	9:24.723
3	1	2:53.265	47.758	1:21.398	44.109	172.0	12:17.988
4	1	2:56.002 B	47.075	1:17.079	51.848	211.8	15:13.990
5	1	5:12.641	3:11.589	1:18.416	42.636	220.0	20:26.631
6	1	2:48.337	47.145	1:18.647	42.545	208.9	23:14.968
7	1	2:47.487	47.237	1:17.491	42.759	214.7	26:02.455
8	1	2:45.583	46.077	1:16.396	43.110	221.8	28:48.038
9	1	2:48.291	46.826	1:18.110	43.355	222.7	31:36.329
10	1	2:46.904	47.361	1:17.262	42.281	211.8	34:23.233
11	1	2:56.643 B	49.216	1:17.158	50.269	221.3	37:19.876
12	1	4:01.247	2:02.617	1:16.152	42.478	216.9	41:21.123
13	1	2:43.084	45.594	1:15.723	41.767	231.8	44:04.207
14	1	2:42.220	45.749	1:15.500	40.971	224.1	46:46.427
15	1	2:43.749	46.111	1:14.877	42.761	223.6	49:30.176
16	1	2:44.129	46.356	1:15.866	41.907	233.8	52:14.305
17	1	2:45.955	45.627	1:15.939	44.389	227.4	55:00.260
18	1	2:46.415	45.866	1:17.308	43.241	232.8	57:46.675
19	1	3:15.174 B	46.398	1:21.052	1:07.724	216.4	1:01:01.849

**315** Vandereyt Racing  
1. Miguel VANDEREYT  
2. Angelique DETAVENIER  
Porsche 997 GT3 Cup  
GTB

1	1	32:53.028	...	1:22.705	43.316	156.3	32:53.028
2	1	2:47.138	48.098	1:17.157	41.883	184.3	35:40.166
3	1	2:41.762	44.564	1:15.337	41.861	191.8	38:21.928
4	1	2:36.223	43.714	1:12.799	39.710	236.8	40:58.151
5	1	2:52.817 B	44.604	1:18.153	50.060	236.3	43:50.968
6	1	4:23.334	2:29.379	1:13.378	40.577	224.5	48:14.302
7	1	2:38.038	43.473	1:12.813	41.752	226.4	50:52.340

**321** JR Motorsport  
1. Steve VANBELLINGEN  
2. Ward SLUYS  
BMW M4 Silhouette  
GTB

1	1	4:15.199	2:06.849	1:23.804	44.546	152.1	4:15.199
2	1	2:52.846 B	48.721	1:13.669	50.456	203.8	7:08.045
3	1	9:50.688	7:57.659	1:12.354	40.675	225.0	16:58.733
4	1	2:34.910	43.805	1:11.561	39.544	243.8	19:33.643
5	1	2:36.619	43.297	1:10.586	39.736	246.0	22:07.262
6	1	2:32.158	42.945	1:10.215	38.998	246.6	24:39.420
7	1	2:31.933	42.945	1:09.576	39.412	247.1	27:11.353
8	1	2:48.405 B	43.913	1:11.425	53.067	246.6	29:59.758
9	1	7:01.812	5:07.381	1:14.105	40.326	228.8	37:01.570
10	1	2:36.048	44.135	1:11.160	40.753	246.0	39:37.618
11	1	2:34.541	44.120	1:11.270	39.151	246.6	42:12.159
12	1	2:33.966	43.500	1:10.951	39.515	246.0	44:46.125
13	1	2:33.097	43.353	1:10.134	39.610	246.6	47:19.222
14	1	2:31.799	42.806	1:10.129	38.864	249.4	49:51.021
15	1	2:32.342	43.222	1:09.822	39.298	247.1	52:23.363
16	1	2:44.479 B	42.683	1:10.789	51.007	250.6	55:07.842


**330** AKF Motorsport  
1. Oliver FREYMUTH  
Renault Megane Trophy  
GTB

1	1	4:17.827	2:09.089	1:25.545	43.193	141.9	4:17.827
2	1	2:41.212	46.641	1:14.112	40.459	206.9	6:59.039
3	1	2:40.071	44.357	1:15.767	39.947	221.8	9:39.110
4	1	2:37.826	44.191	1:11.876	41.759	233.3	12:16.936
5	1	2:35.227	44.319	1:11.192	39.716	225.9	14:52.163
6	1	2:45.904 B	44.477	1:12.099	49.328	222.7	17:38.067
7	1	6:51.561	4:52.040	1:17.533	41.988	218.2	24:29.628
8	1	2:35.002	44.614	1:10.776	39.612	230.8	27:04.630
9	1	2:37.253	43.834	1:12.523	40.896	219.1	29:41.883
10	1	2:40.237 B	44.183	1:10.215	45.839	232.3	32:22.120
11	1	6:23.207	4:32.352	1:10.383	40.472	231.3	38:45.327
12	1	2:33.971	44.282	1:10.225	39.464	233.3	41:19.298
13	1	2:34.585	43.908	1:10.423	40.254	234.8	43:53.883
14	1	2:33.445	44.170	1:10.106	39.169	234.3	46:27.328
15	1	2:44.248 B	44.487	1:09.983	49.778	234.8	49:11.576
16	1	5:24.585	3:33.821	1:10.294	40.470	233.3	54:36.161
17	1	2:33.457	44.036	1:10.310	39.111	232.8	57:09.618
18	1	2:41.159 B	44.457	1:09.829	46.873	234.8	59:50.777

**333** Backdraft Motorsport  
1. Fiona JAMES  
Lamborghini Gallardo  
GTB

1	1	8:05.987 B	5:29.027	1:34.328	1:02.632	154.3	8:05.987
2	1	5:00.865	2:59.299	1:18.344	43.222	171.2	13:06.852
3	1	2:49.790 B	44.974	1:15.154	49.662	219.5	15:56.642
4	1	14:04.693 B	...	1:19.277	55.088	172.5	30:01.335
5	1	5:34.725	3:39.186	1:15.010	40.529	198.2	35:36.060
6	1	2:39.786	47.121	1:12.782	39.883	229.3	38:15.846
7	1	2:44.518 B	44.163	1:12.028	48.327	236.3	41:00.364

**343** Lammertink Racing  
1. Daan MEIJER  
Porsche 997 GT3 Cup  
GTB



**SUPERCAR CHALLENGE**  
**SPA RACING FESTIVAL**  
**FREE PRACTICE 1**

**Sector Analysis**

Lap	D	Time	Sector 1	Sector 2	Sector 3	T. Spd	Elapsed	Lap	D	Time	Sector 1	Sector 2	Sector 3	T. Spd	Elapsed
1	1	4:10.326 <b>B</b>	1:40.859	1:31.750	57.717	147.5	4:10.326	8	1	2:46.742	46.321	1:18.003	42.418	213.9	41:23.616
2	1	4:33.693	2:35.332	1:17.560	40.801	205.7	8:44.019	9	1	2:44.385	44.777	1:17.289	42.319	211.8	44:08.001
3	1	2:34.081	42.917	1:11.651	39.513	244.3	11:18.100	10	1	2:59.672 <b>B</b>	46.379	1:17.120	56.173	216.0	47:07.673
4	1	2:33.677	42.450	1:12.051	39.176	248.3	13:51.777	11	1	5:30.795	3:31.189	1:17.732	41.874	225.0	52:38.468
5	1	2:46.126 <b>B</b>	42.580	1:11.651	51.895	246.0	16:37.903	12	1	2:42.816	44.582	1:16.075	42.159	223.1	55:21.284
6	1	5:16.589	3:25.132	1:11.736	39.721	222.2	21:54.492	13	1	3:00.273 <b>B</b>	44.500	1:18.517	57.256	241.1	58:21.557
7	1	2:45.947 <b>B</b>	43.374	1:15.070	47.503	251.2	24:40.439								
8	1	4:22.353	2:29.834	1:12.276	40.243	228.3	29:02.792								

**347** **FMA Racing** Ferrari Challenge Evoluzione  
1.Thierry VERSTRAETE GTB  
2.Nicolas VAN DIERENDONCK

1	1	4:12.802	2:02.107	1:25.703	44.992	148.1	4:12.802
2	1	2:43.377	44.576	1:17.435	41.366	242.7	6:56.179
3	1	2:46.418	44.738	1:20.001	41.679	195.7	9:42.597
4	1	2:42.533	43.683	1:16.900	41.950	206.9	12:25.130
5	1	3:05.195 <b>B</b>	44.013	1:26.967	54.215	214.7	15:30.325
6	1	8:04.331	6:04.902	1:18.179	41.250	233.8	23:34.656
7	1	2:42.497	42.905	1:16.925	42.667	246.6	26:17.153
8	1	2:42.570	43.897	1:18.034	40.639	247.1	28:59.723
9	1	2:45.619	43.857	1:19.844	41.918	261.5	31:45.342
10	1	2:54.282 <b>B</b>	44.419	1:18.884	50.979	233.8	34:39.624
11	1	5:46.038	3:45.929	1:17.938	42.171	201.5	40:25.662
12	1	2:42.373	43.848	1:17.255	41.270	252.3	43:08.035
13	1	2:44.011	43.960	1:18.305	41.746	225.9	45:52.046
14	1	2:43.277	44.091	1:17.985	41.201	225.5	48:35.323
15	1	2:55.770 <b>B</b>	44.403	1:17.140	54.227	229.3	51:31.093

**349** **EMG Motorsport** Porsche 997 Cup  
1.Alain FRANSSSEN GTB

1	1	3:33.243	1:20.595	1:26.267	46.381	139.4	3:33.243
2	1	2:52.613	48.378	1:19.725	44.510	202.6	6:25.856
3	1	2:48.177	47.037	1:18.882	42.258	215.6	9:14.033
4	1	2:44.423	46.337	1:16.824	41.262	208.5	11:58.456
5	1	2:42.733	45.797	1:15.440	41.496	210.1	14:41.189
6	1	2:41.384	45.517	1:14.567	41.300	221.3	17:22.573
7	1	2:41.171	45.344	1:15.010	40.817	208.5	20:03.744
8	1	2:52.955 <b>B</b>	46.250	1:16.277	50.428	210.5	22:56.699
9	1	16:40.899	...	1:16.417	42.492	201.9	39:37.598
10	1	2:42.687	46.461	1:15.009	41.217	217.3	42:20.285
11	1	2:41.994	45.954	1:14.579	41.461	227.8	45:02.279
12	1	2:39.508	45.003	1:14.229	40.276	223.1	47:41.787
13	1	2:40.818	45.705	1:13.782	41.331	206.9	50:22.605
14	1	2:38.295	45.286	1:12.856	40.153	229.3	53:00.900
15	1	2:36.688	44.464	1:12.122	40.102	237.4	55:37.588
16	1	2:37.887	44.791	1:12.660	40.436	233.3	58:15.475
17	1	2:39.739	44.836	1:14.383	40.520	232.3	1:00:55.214

**351** **Intersport racing** Lamborghini Gallardo  
1.Dan STRINGFELLOW GTB

1	1	3:25.449	1:07.378	1:29.125	48.946	161.9	3:25.449
2	1	2:55.692	48.238	1:22.115	45.339	171.4	6:21.141
3	1	2:51.599	46.741	1:21.145	43.713	204.9	9:12.740
4	1	3:15.861 <b>B</b>	45.995	1:26.612	1:03.254	223.6	12:28.601
5	1	6:03.681 <b>B</b>	3:38.591	1:18.617	1:06.473	221.3	18:32.282
6	1	17:17.690	...	1:19.551	44.224	184.0	35:49.972
7	1	2:46.902	44.936	1:19.092	42.874	227.8	38:36.874

**406** **European Staffing Racing** BMW M3 E90 WTCC  
1.Koen BOGAERTS SSP  
2.Mark VAN DER AA


1	1	3:17.049	1:04.386	1:23.549	49.114	174.8	3:17.049
2	1	2:46.355	47.436	1:17.355	41.564	196.4	6:03.404
3	1	2:39.909	45.470	1:12.776	41.663	233.3	8:43.313
4	1	2:38.269	45.681	1:11.772	40.816	235.3	11:21.582
5	1	2:47.904 <b>B</b>	45.100	1:11.635	51.169	235.8	14:09.486
6	1	23:41.316	...	1:13.688	41.374	208.9	37:50.802
7	1	2:38.449	46.091	1:11.240	41.118	231.3	40:29.251
8	1	2:51.437 <b>B</b>	45.748	1:14.079	51.610	230.3	43:20.688
9	1	5:01.927	3:08.752	1:12.974	40.201	229.3	48:22.615
10	1	2:36.200	44.933	1:11.308	39.959	235.3	50:58.815
11	1	2:36.827	44.881	1:11.983	39.963	236.8	53:35.642
12	1	2:36.952	44.944	1:11.767	40.241	235.3	56:12.594
13	1	2:35.539	44.762	1:10.802	39.975	237.4	58:48.133
14	1	2:35.556	44.465	1:11.132	39.959	236.3	1:01:23.689

**411** **Van Herck Racing** Mazda 3  
1.Werner VAN HERCK SSP

1	1	3:17.447	59.335	1:31.928	46.184	161.4	3:17.447
2	1	2:58.567 <b>B</b>	47.888	1:18.823	51.856	193.2	6:16.014
3	1	5:49.345	3:49.799	1:17.428	42.118	203.0	12:05.359
4	1	2:46.289	47.175	1:17.277	41.837	209.3	14:51.648
5	1	2:49.428 <b>B</b>	46.085	1:13.393	49.950	233.8	17:41.076
6	1	8:12.046	6:08.647	1:20.709	42.690	188.5	25:53.122
7	1	2:41.398	45.940	1:14.046	41.412	232.8	28:34.520
8	1	2:51.824 <b>B</b>	46.241	1:15.510	50.073	234.8	31:26.344
9	1	5:42.541	3:48.336	1:13.703	40.502	230.8	37:08.885
10	1	2:37.700	45.046	1:12.323	40.331	233.8	39:46.585
11	1	2:46.557 <b>B</b>	44.312	1:12.416	49.829	236.3	42:33.142
12	1	5:39.888	3:46.178	1:13.061	40.649	228.8	48:13.030
13	1	2:39.601	44.662	1:13.685	41.254	233.8	50:52.631
14	1	2:50.237 <b>B</b>	46.218	1:13.482	50.537	233.3	53:42.868

**412** **Munckhof Racing/ vd Plas Racing** BMW Z4  
1.Eric VAN DEN MUNCKHOF SSP

1	1	3:16.578	56.482	1:30.023	50.073	147.9	3:16.578
2	1	2:58.790	54.088	1:18.995	45.707	186.9	6:15.368
3	1	2:57.966 <b>B</b>	47.083	1:15.829	55.054	223.6	9:13.334
4	1	9:39.590	7:44.140	1:14.282	41.168	227.4	18:52.924
5	1	2:39.545	45.489	1:12.475	41.581	235.3	21:32.469
6	1	2:38.958	46.344	1:12.075	40.539	233.8	24:11.427
7	1	2:45.193	45.040	1:18.309	41.844	237.4	26:56.620
8	1	2:59.308 <b>B</b>	48.555	1:15.488	55.265	227.4	29:55.928
9	1	5:28.123	3:31.192	1:12.715	44.216	230.8	35:24.051
10	1	2:37.732	46.011	1:11.660	40.061	234.3	38:01.783
11	1	2:37.902	45.075	1:11.930	40.897	239.5	40:39.685
12	1	2:36.756	44.521	1:12.244	39.991	239.5	43:16.441
13	1	2:55.573 <b>B</b>	45.125	1:14.572	55.876	236.3	46:12.014




**SUPERCAR CHALLENGE  
SPA RACING FESTIVAL  
FREE PRACTICE 1**

**Sector Analysis**

■ Personal Best ■ Session Best B Crossing the finish line in pit lane

Lap	D	Time	Sector 1	Sector 2	Sector 3	T. Spd	Elapsed	Lap	D	Time	Sector 1	Sector 2	Sector 3	T. Spd	Elapsed
<b>416</b> JR Motorsport BMW 132 GTR 1. Leon ZAPPEIJ 2. Michael VERHAGEN															
1	1	3:01.213	59.169	1:18.378	43.666	173.4	3:01.213	4	1	20:42.177	...	1:14.846	42.742	201.9	29:42.704
2	1	2:48.865 B	46.119	1:13.415	49.331	189.5	5:50.078	5	1	3:10.195 B	45.408	1:23.089	1:01.698	230.3	32:52.899
3	1	9:29.230	7:34.508	1:13.041	41.681	222.7	15:19.308								
4	1	2:39.399	45.926	1:12.881	40.592	225.9	17:58.707								
5	1	2:37.375	45.453	1:11.346	40.576	228.3	20:36.082								
6	1	2:56.426 B	45.883	1:20.307	50.236	229.8	23:32.508								
7	1	12:20.103 B	...	1:14.436	50.253	219.5	35:52.611								
8	1	6:47.552	4:51.573	1:14.415	41.564	208.1	42:40.163								
9	1	2:49.109 B	46.089	1:11.920	51.100	225.5	45:29.272								
10	1	15:24.530	6:10.672	1:18.529	7:55.329	208.9	1:00:53.802								
<b>417</b> NMT Racing BMW M3 GT4 1. Tristan BOORSMA 2. Yorick BOORSMA															
1	1	4:16.187	2:06.005	1:26.879	43.303	154.1	4:16.187								
2	1	2:41.104	46.180	1:13.632	41.292	228.3	6:57.291								
3	1	2:48.090 B	45.142	1:15.164	47.784	225.5	9:45.381								
4	1	5:05.219	3:10.054	1:13.933	41.232	229.8	14:50.600								
5	1	2:38.540	45.003	1:12.855	40.682	231.3	17:29.140								
6	1	2:38.997	45.073	1:13.374	40.550	238.4	20:08.137								
7	1	2:52.625 B	45.074	1:14.382	53.169	232.3	23:00.762								
8	1	9:26.170	7:19.027	1:22.912	44.231	131.2	32:26.932								
9	1	2:35.843	45.075	1:10.818	39.950	234.3	35:02.775								
10	1	2:34.146	44.284	1:10.292	39.570	240.5	37:36.921								
11	1	3:00.687 B	48.933	1:18.141	53.613	189.5	40:37.608								
12	1	4:29.375	2:37.573	1:11.834	39.968	232.3	45:06.983								
13	1	2:35.314	44.223	1:11.179	39.912	242.2	47:42.297								
14	1	2:35.590	44.873	1:11.133	39.584	237.4	50:17.887								
15	1	2:35.864	44.532	1:11.477	39.855	241.6	52:53.751								
16	1	2:57.177 B	47.583	1:17.177	52.417	211.4	55:50.928								
<b>420</b> Andy Dam Racing Powered by Penta Racing BMW M3 GTR 1. Andy DAM															
1	1	3:45.610 B	1:16.728	1:29.064	59.818	132.2	3:45.610								
2	1	5:58.917	3:55.357	1:20.418	43.142	184.6	9:44.527								
3	1	2:45.711	46.534	1:16.894	42.283	214.3	12:30.238								
4	1	2:45.899	45.940	1:16.876	43.083	197.4	15:16.137								
5	1	2:47.130	46.823	1:18.025	42.282	198.2	18:03.267								
6	1	2:54.036 B	45.832	1:15.967	52.237	212.6	20:57.303								
<b>422</b> Speedtec Motorsport Speedtec Zilhouette 1. Peter VAN VLIET 2. Nico VAN VLIET															
1	1	6:43.523	4:37.734	1:21.578	44.211	172.8	6:43.523								
2	1	2:46.669	48.056	1:15.452	43.161	207.7	9:30.192								
3	1	2:59.163 B	47.358	1:15.088	56.717	211.4	12:29.355								
4	1	6:16.240	4:19.259	1:14.388	42.593	203.8	18:45.595								
5	1	2:46.178	47.649	1:15.335	43.194	198.5	21:31.773								
6	1	2:53.929 B	47.711	1:14.834	51.384	204.5	24:25.702								
<b>426</b> Team Compak Ramps Seat Leon Supercopa 1. Lee ALLEN															
1	1	3:18.808	1:15.237	1:19.835	43.736	163.4	3:18.808								
2	1	2:47.037	50.796	1:14.828	41.413	216.0	6:05.845								
3	1	2:54.682 B	45.809	1:14.999	53.874	233.8	9:00.527								
<b>430</b> Ferry Monster Autosport Seat Leon Supercopa 1. René WIJNEN 2. Charlie FRUJNS															
1	1	3:53.971	1:50.029	1:19.159	44.783	161.2	3:53.971								
2	1	2:45.324	47.523	1:15.306	42.495	219.5	6:39.295								
3	1	2:42.920	47.376	1:12.886	42.658	226.4	9:22.215								
4	1	2:43.760	47.507	1:13.852	42.401	225.5	12:05.975								
5	1	2:45.101	47.766	1:15.227	42.108	222.2	14:51.076								
6	1	2:41.675	47.002	1:13.456	41.217	224.1	17:32.751								
7	1	2:51.988 B	46.596	1:15.962	49.430	226.4	20:24.739								
8	1	5:41.375	3:46.628	1:13.418	41.329	223.6	26:06.114								
9	1	2:41.427	46.508	1:13.263	41.656	226.4	28:47.541								
10	1	2:41.955	46.652	1:13.839	41.664	226.4	31:29.496								
11	1	2:41.225	46.981	1:12.894	41.350	225.9	34:10.721								
12	1	2:48.102 B	46.705	1:13.185	48.212	220.9	36:58.823								
13	1	4:49.127	2:49.934	1:16.752	42.441	195.7	41:47.950								
14	1	2:43.513	47.837	1:13.583	42.093	206.9	44:31.463								
15	1	2:41.533	45.983	1:13.732	41.818	216.4	47:12.996								
16	1	2:41.095	46.617	1:13.324	41.154	222.2	49:54.091								
17	1	2:41.016	45.838	1:13.680	41.498	221.8	52:35.107								
18	1	2:41.481	45.982	1:13.999	41.500	208.9	55:16.588								
19	1	2:41.478	46.463	1:13.741	41.274	224.5	57:58.066								
20	1	2:40.119	45.747	1:13.196	41.176	230.3	1:00:38.185								
<b>444</b> Blueberry Racing BMW E46 M3 1. Ronald VAN LOON															
1	1	4:28.870	2:19.046	1:25.022	44.802	174.2	4:28.870								
2	1	2:45.581	47.598	1:15.950	42.033	225.9	7:14.451								
3	1	2:44.618	46.568	1:15.452	42.598	224.1	9:59.069								
4	1	2:42.895	46.138	1:14.434	42.323	230.3	12:41.964								
5	1	2:55.697 B	45.708	1:15.231	54.758	234.3	15:37.661								
6	1	5:49.551	3:51.951	1:14.998	42.602	220.0	21:27.212								
7	1	2:41.991	45.598	1:14.586	41.807	230.8	24:09.203								
8	1	2:50.192	45.304	1:21.266	43.622	225.5	26:59.395								
9	1	2:45.932	46.700	1:17.069	42.163	222.7	29:45.327								
10	1	2:43.274	45.812	1:15.258	42.204	233.8	32:28.601								
11	1	2:43.675	45.456	1:16.197	42.022	230.8	35:12.276								
12	1	2:41.738	45.433	1:14.644	41.661	232.3	37:54.014								
13	1	2:52.081 B	46.551	1:15.351	50.179	229.3	40:46.095								
14	1	5:59.575	4:02.309	1:15.498	41.768	226.9	46:45.670								
15	1	2:43.129	45.494	1:14.471	43.164	232.8	49:28.799								
16	1	2:41.772	45.979	1:14.179	41.614	232.3	52:10.571								
17	1	2:43.395	46.417	1:15.211	41.767	221.8	54:53.966								
18	1	2:44.216	45.940	1:16.283	41.993	228.8	57:38.182								
19	1	2:42.042	45.663	1:15.001	41.378	233.3	1:00:20.224								
<b>470</b> Van der Kooi Lotus Racing Lotus Exige 250 Cup 1. Huub DELNOIJ															
1	1	4:17.383	2:03.595	1:28.033	45.755	158.8	4:17.383								
2	1	2:53.503	51.317	1:19.077	43.109	187.8	7:10.886								
3	1	2:48.863	50.068	1:15.814	42.981	200.0	9:59.749								
4	1	2:42.938	46.683	1:13.683	42.572	217.7	12:42.687								
5	1	2:44.130	46.350	1:14.067	43.713	223.1	15:26.817								
6	1	2:42.131	46.341	1:13.749	42.041	221.3	18:08.948								



**SUPERCAR CHALLENGE  
SPA RACING FESTIVAL  
FREE PRACTICE 1**

**Sector Analysis**

■ Personal Best ■ Session Best B Crossing the finish line in pit lane

Lap	D	Time	Sector 1	Sector 2	Sector 3	T. Spd	Elapsed	Lap	D	Time	Sector 1	Sector 2	Sector 3	T. Spd	Elapsed
7	1	2:40.282	46.399	1:12.455	41.428	220.4	20:49.230	1	1	3:14.349	51.346	1:32.771	50.232	143.2	3:14.349
8	1	2:46.894	47.977	1:16.825	42.092	220.0	23:36.124	2	1	3:11.284	57.469	1:25.555	48.260	141.9	6:25.633
9	1	2:51.309B	45.964	1:12.819	52.526	222.7	26:27.433	3	1	3:02.868	53.207	1:22.526	47.135	185.6	9:28.501
10	1	6:21.913	4:25.128	1:15.256	41.529	198.9	32:49.346	4	1	3:01.079	52.322	1:20.837	47.920	193.5	12:29.580
11	1	2:44.377	49.013	1:13.832	41.532	216.4	35:33.723	5	1	2:59.345	53.370	1:19.509	46.466	188.8	15:28.925
12	1	2:38.104	45.645	1:11.707	40.752	219.1	38:11.827	6	1	2:59.812	53.343	1:19.476	46.993	189.8	18:28.737
13	1	2:39.962	46.119	1:13.095	40.748	220.9	40:51.789	7	1	3:09.732B	53.311	1:19.442	56.979	190.1	21:38.469
14	1	2:48.303B	46.251	1:13.449	48.603	218.6	43:40.092	8	1	5:12.495	3:05.593	1:20.143	46.759	188.2	26:50.964
15	1	5:57.425	4:02.560	1:14.164	40.701	206.9	49:37.517	9	1	3:00.707	53.162	1:20.540	47.005	188.5	29:51.671
16	1	2:39.170	45.810	1:12.793	40.567	196.7	52:16.687	10	1	3:00.017	53.559	1:20.191	46.267	192.2	32:51.688
17	1	2:40.910	45.625	1:13.719	41.566	221.3	54:57.597	11	1	2:58.061	53.437	1:18.903	45.721	192.5	35:49.749
18	1	2:38.548	46.095	1:11.879	40.574	219.5	57:36.145	12	1	2:57.687	52.897	1:18.614	46.176	191.5	38:47.436
19	1	2:45.848B	45.690	1:11.305	48.853	220.4	1:00:21.993	13	1	2:56.975	52.424	1:18.745	45.806	190.1	41:44.411

**493** Intersport racing BMW E46 M3 GTR SSP  
1. Ryan LYNSEY  
2. Kevin CLARKE

1	1	3:29.414B	1:05.837	1:25.822	57.755	151.5	3:29.414
2	1	4:29.943	2:27.936	1:18.196	43.811	183.4	7:59.357
3	1	2:49.792	48.758	1:17.694	43.340	202.6	10:49.149
4	1	2:45.022	47.151	1:14.884	42.987	205.3	13:34.171
5	1	2:47.805	50.855	1:14.435	42.515	201.5	16:21.976
6	1	2:53.580B	46.512	1:14.629	52.439	204.2	19:15.556
7	1	10:40.573	8:39.994	1:16.864	43.715	188.8	29:56.129
8	1	2:51.489	49.925	1:17.703	43.861	189.1	32:47.618
9	1	2:47.329	48.090	1:15.353	43.886	215.1	35:34.947
10	1	2:48.983	48.193	1:16.392	44.398	208.1	38:23.930
11	1	2:45.529	47.009	1:15.560	42.960	216.9	41:09.459
12	1	2:48.084	46.483	1:19.056	42.545	223.6	43:57.543
13	1	2:45.586	46.938	1:15.355	43.293	217.7	46:43.129
14	1	2:46.641	46.246	1:15.235	45.160	217.7	49:29.770
15	1	2:56.096B	47.893	1:15.501	52.702	223.6	52:25.866

**501** Spirit Racing Renault Clio RS 2.0 16V SP2  
1. Rob NIEMAN

1	1	3:14.987	52.639	1:32.672	49.676	135.3	3:14.987
2	1	3:05.865	55.403	1:23.860	46.602	165.1	6:20.852
3	1	2:57.723	53.534	1:19.160	45.029	191.5	9:18.575
4	1	2:58.688	53.167	1:18.989	46.532	192.9	12:17.263
5	1	2:57.849	53.460	1:18.477	45.912	183.7	15:15.112
6	1	2:56.479	52.063	1:19.482	44.934	197.4	18:11.591
7	1	2:55.767	52.720	1:17.653	45.394	193.9	21:07.358
8	1	2:54.014	51.395	1:17.470	45.149	194.6	24:01.372
9	1	3:07.742B	51.978	1:22.079	53.685	191.8	27:09.114
10	1	4:28.426	2:17.461	1:24.135	46.830	191.5	31:37.540
11	1	2:58.475	53.921	1:18.525	46.029	193.9	34:36.015
12	1	2:55.515	51.781	1:17.705	46.029	191.8	37:31.530
13	1	3:04.396B	52.713	1:18.379	53.304	191.5	40:35.926
14	1	6:45.425	4:38.927	1:20.355	46.143	191.2	47:21.351
15	1	2:55.260	51.678	1:18.248	45.334	191.8	50:16.611
16	1	2:54.278	51.315	1:17.852	45.111	194.2	53:10.889
17	1	2:55.226	52.019	1:17.939	45.268	193.9	56:06.115
18	1	2:54.419	52.141	1:17.256	45.022	192.5	59:00.534
19	1	3:20.258B	56.077	1:24.170	1:00.011	169.3	1:02:20.792


**502** Spirit Racing Renault Clio RS 2.0 16V SP2  
1. Toon RUTGERS  
2. Frank BEDORF

**503** Febo Racing Team Renault Clio RS 2.0 16V SP2  
1. Dennis DE BORST  
2. Martin DE KLEIJN

1	1	3:56.627	1:52.616	1:18.926	45.085	192.9	3:56.627
2	1	2:49.378	50.381	1:15.163	43.834	197.8	6:46.005
3	1	2:48.773	50.009	1:14.888	43.876	200.4	9:34.778
4	1	2:49.490	49.864	1:15.769	43.857	200.4	12:24.268
5	1	2:58.616B	50.680	1:14.932	53.004	201.9	15:22.884
6	1	5:12.319	3:11.894	1:15.811	44.614	195.7	20:35.203
7	1	2:49.938	50.009	1:15.611	44.318	201.5	23:25.141
8	1	2:51.798	49.906	1:15.668	46.224	200.0	26:16.939
9	1	2:51.638	50.227	1:16.951	44.460	199.6	29:08.577
10	1	3:03.258B	50.724	1:16.465	56.069	198.5	32:11.835
11	1	7:19.152	5:16.061	1:18.864	44.227	178.5	39:30.987
12	1	2:52.001	51.057	1:16.604	44.340	187.8	42:22.988
13	1	2:49.740	50.412	1:15.672	43.656	197.8	45:12.728
14	1	2:49.735	50.320	1:15.271	44.144	198.2	48:02.463
15	1	2:49.738	50.282	1:15.051	44.405	198.5	50:52.201
16	1	3:11.405B	53.056	1:19.657	58.692	156.5	54:03.606

**533** Day-V-Tec BMW 130i SP2  
1. Mauits CARANSA  
2. Wesley CARANSA

1	1	4:30.922	2:22.136	1:22.596	46.190	188.5	4:30.922
2	1	2:52.673	50.300	1:17.534	44.839	200.7	7:23.595
3	1	2:53.193	50.270	1:17.083	45.840	201.5	10:16.788
4	1	2:57.974	50.152	1:22.965	44.857	200.0	13:14.762
5	1	2:52.491	50.053	1:16.799	45.639	203.0	16:07.253
6	1	3:06.592B	52.324	1:20.520	53.748	198.2	19:13.845
7	1	4:49.654	2:47.579	1:17.197	44.878	202.6	24:03.499
8	1	2:55.720	50.042	1:19.172	46.506	199.6	26:59.219
9	1	2:53.679	50.451	1:18.385	44.843	203.0	29:52.898
10	1	2:55.416	51.871	1:18.259	45.286	196.4	32:48.314
11	1	3:02.919B	50.607	1:18.801	53.511	202.2	35:51.233
12	1	4:58.565	2:50.984	1:21.721	45.860	198.2	40:49.798
13	1	2:53.064	50.482	1:17.813	44.769	203.8	43:42.862
14	1	3:10.490B	51.694	1:22.211	56.585	200.0	46:53.352



**SUPERCAR CHALLENGE  
SPA RACING FESTIVAL  
FREE PRACTICE 1**

**Sector Analysis**

■ Personal Best ■ Session Best ■ Crossing the finish line in pit lane

Lap	D	Time	Sector 1	Sector 2	Sector 3	T. Spd	Elapsed	Lap	D	Time	Sector 1	Sector 2	Sector 3	T. Spd	Elapsed							
<b>537 Pujolaracing</b> 1. Stephan POLDERMAN 2. Rene STEENMETZ Renault Clio 4 SP2								<b>21 1</b> 2:36.066 44.948 1:10.684 40.434 235.8 1:00:01.307														
1	1	10:17.996	8:03.079	1:27.792	47.125	178.8	10:17.996	1	1	3:56.908	1:36.886	1:31.747	48.275	137.4	3:56.908							
2	1	2:57.275	51.783	1:21.031	44.461	197.8	13:15.271	2	1	2:49.546	51.719	1:16.945	40.882	193.2	6:46.454							
3	1	2:51.084	49.840	1:17.205	44.039	202.6	16:06.355	3	1	2:40.065	45.931	1:12.028	42.106	216.4	9:26.519							
4	1	2:50.937	49.421	1:17.043	44.473	202.6	18:57.292	4	1	2:39.067	46.080	1:11.339	41.648	216.4	12:05.586							
5	1	2:59.461 B	49.454	1:16.545	53.462	203.0	21:56.753	5	1	2:42.729	48.394	1:13.656	40.679	214.3	14:48.315							
6	1	13:36.476	...	1:20.897	45.480	186.5	35:33.229	6	1	2:36.341	45.731	1:09.953	40.657	215.6	17:24.656							
7	1	2:55.004	50.778	1:18.513	45.713	198.5	38:28.233	7	1	2:36.944	45.445	1:11.080	40.419	215.6	20:01.600							
8	1	2:49.824	49.852	1:16.183	<b>43.789</b>	200.7	41:18.057	8	1	2:34.563	45.601	1:08.676	40.286	215.1	22:36.163							
9	1	2:49.918	49.790	1:16.199	43.929	204.5	44:07.975	9	1	2:34.261	45.671	1:08.344	40.246	213.9	25:10.424							
10	1	3:00.794 B	49.498	1:16.068	55.228	204.2	47:08.769	10	1	2:34.089	45.590	1:08.045	40.454	213.4	27:44.513							
11	1	4:37.830	2:38.296	1:15.661	43.873	198.9	51:46.599	11	1	2:34.265	46.437	<b>1:07.519</b>	40.309	215.1	30:18.778							
12	1	2:50.690	49.747	1:16.099	44.844	200.7	54:37.289	12	1	2:54.676 B	47.285	1:12.754	54.637	213.9	33:13.454							
13	1	2:49.068	49.213	1:15.304	44.551	203.4	57:26.357	13	1	9:37.194	7:46.034	1:10.540	40.620	211.4	42:50.648							
14	1	<b>2:48.131</b>	<b>48.971</b>	<b>1:15.265</b>	43.895	203.0	1:00:14.488	14	1	2:33.810	45.818	1:07.945	40.047	213.9	45:24.458							
<b>744 GH Motorsport</b> 1. Henk HAANE Tatuus PY012 SL2								<b>15 1</b> 2:35.251 45.952 1:08.058 41.241 214.3 47:59.709														
1	1	3:22.833	1:16.321	1:21.523	44.989	162.2	3:22.833	16	1	2:34.122	45.801	1:08.118	40.203	213.0	50:33.831							
2	1	2:47.389	48.428	1:17.126	41.835	180.0	6:10.222	17	1	<b>2:33.442</b>	<b>45.406</b>	<b>1:07.994</b>	<b>40.042</b>	213.9	53:07.273							
3	1	2:37.701	45.137	1:12.183	40.381	234.3	8:47.923	18	1	2:34.341	45.515	1:08.180	40.646	214.7	55:41.614							
4	1	2:37.023	44.597	1:11.953	40.473	234.3	11:24.946	19	1	2:34.726	45.455	1:09.010	40.261	215.6	58:16.340							
5	1	2:36.468	44.674	1:11.376	40.418	234.3	14:01.414	20	1	2:35.050	45.589	1:08.887	40.574	213.9	1:00:51.390							
6	1	2:49.343 B	44.350	1:11.258	53.735	236.8	16:50.757															
7	1	6:16.313	4:23.902	1:12.410	40.001	196.7	23:07.070															
8	1	2:34.977	44.323	1:11.114	39.540	231.8	25:42.047															
9	1	2:34.974	44.394	1:10.916	39.664	231.3	28:17.021															
10	1	2:34.297	44.143	1:10.155	39.999	232.8	30:51.318															
11	1	<b>2:33.389</b>	44.149	<b>1:09.732</b>	<b>39.508</b>	235.3	33:24.707															
12	1	2:45.996 B	46.399	1:11.322	48.275	233.8	36:10.703															
13	1	4:35.149	2:45.456	1:09.901	39.792	231.8	40:45.852															
14	1	4:32.200 B	<b>43.812</b>	2:46.326	1:02.062	235.8	45:18.052															
<b>760 Norma Benelux</b> 1. David HOUTHOOFF 2. Vincent DESSCHANS Norma M20F SL3								<b>1</b>								1	4:19.232	2:09.105	1:26.120	44.007	146.3	4:19.232
1	1	3:38.887	1:31.288	1:23.511	44.088	163.9	3:38.887	2	1	2:41.154	49.065	1:12.039	40.050	199.3	7:00.386							
2	1	2:44.317	48.661	1:14.663	40.993	189.5	6:23.204	3	1	2:39.424	<b>44.773</b>	1:14.810	39.841	232.3	9:39.810							
3	1	2:39.657	45.422	1:13.647	40.588	204.9	9:02.861	4	1	2:52.574 B	45.251	1:11.342	55.981	224.5	12:32.384							
4	1	2:45.803 B	44.873	1:11.117	49.813	217.3	11:48.664	5	1	6:23.485	4:32.669	1:10.315	40.501	227.8	18:55.869							
5	1	3:48.656	1:57.234	1:11.063	40.359	229.3	15:37.320	6	1	2:37.449	45.180	1:12.577	<b>39.692</b>	229.3	21:33.318							
6	1	2:38.239	44.975	1:11.607	41.657	214.3	18:15.559	7	1	2:38.620	45.994	1:11.891	40.735	228.8	24:11.938							
7	1	2:35.569	44.872	1:10.970	39.727	233.3	20:51.128	8	1	2:39.547	45.179	1:14.500	39.868	233.8	26:51.485							
8	1	2:43.904	45.502	1:17.001	41.401	222.7	23:35.032	9	1	<b>2:35.164</b>	45.148	<b>1:09.985</b>	40.031	225.0	29:26.649							
9	1	2:40.209	44.426	1:14.186	41.597	236.8	26:15.241	10	1	2:39.159	46.667	1:10.195	42.297	225.9	32:05.808							
10	1	2:34.884	44.297	1:10.542	40.045	236.8	28:50.125	11	1	3:01.149 B	48.057	1:16.040	57.052	223.6	35:06.957							
11	1	2:39.073	45.250	1:13.199	40.624	211.4	31:29.198	12	1	7:57.567	6:06.518	1:11.143	39.906	225.9	43:04.524							
12	1	2:36.184	45.483	1:10.637	40.064	232.8	34:05.382	13	1	2:35.803	45.248	1:10.708	39.847	226.9	45:40.327							
13	1	2:35.512	44.900	1:10.891	39.721	237.4	36:40.894	14	1	3:25.420 B	45.360	1:40.502	59.558	228.8	49:05.747							
14	1	2:35.140	44.577	1:11.309	<b>39.254</b>	233.3	39:16.034															
15	1	<b>2:33.757</b>	<b>43.686</b>	1:10.284	39.787	238.4	41:49.791															
16	1	2:35.269	44.807	1:10.454	40.008	235.8	44:25.060															
17	1	2:34.284	44.355	<b>1:10.041</b>	39.888	237.9	46:59.344															
18	1	2:42.738 B	44.784	1:10.448	47.506	222.7	49:42.082															
19	1	5:07.867	3:14.852	1:12.164	40.851	228.8	54:49.949															
20	1	2:35.292	44.397	1:10.465	40.430	237.9	57:25.241															